



Ferrite Magnet

Paper Diaphragm

Rubber Surround

Optimized for Pro Applications

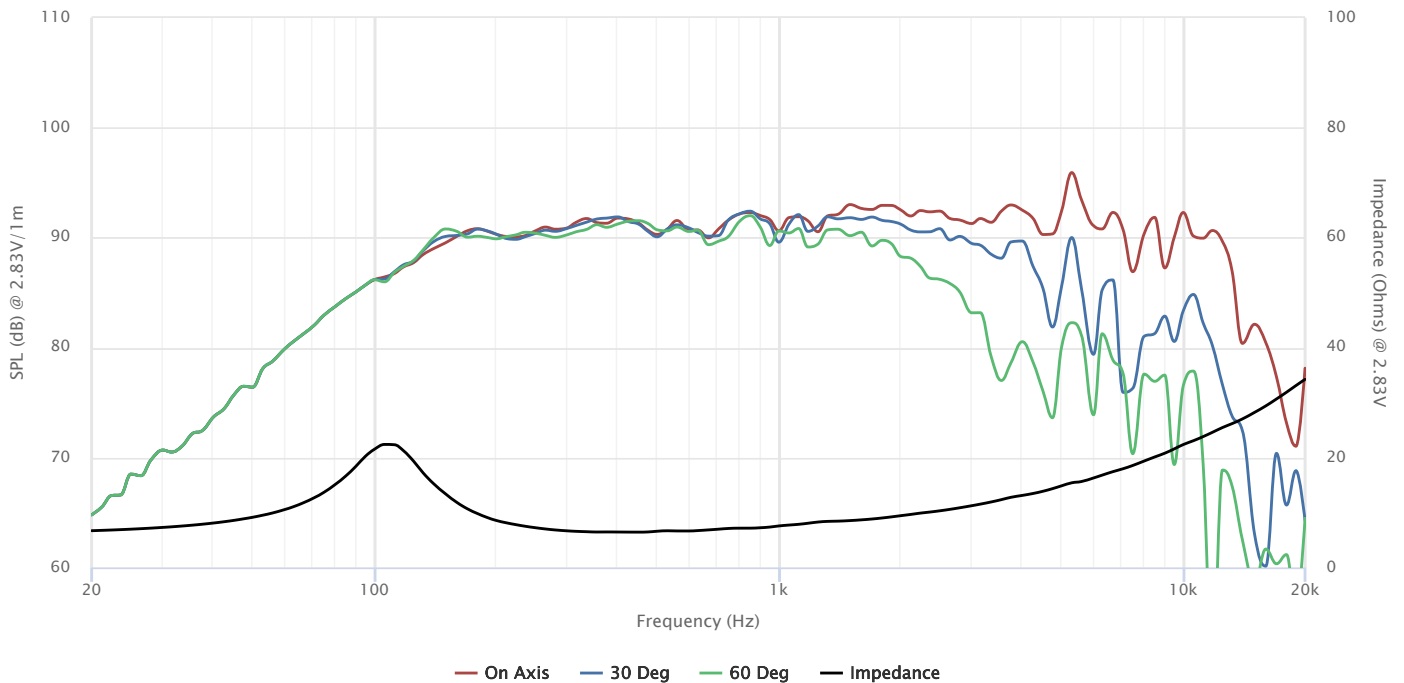
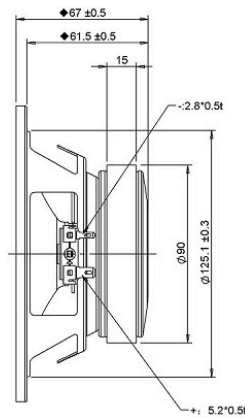
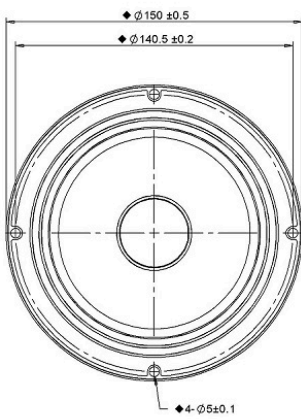


SPECIFICATIONS

Transducer Size	5.25	in	
Impedance	8	Ω	
Frequency Range ¹	90 - 10000	Hz	
Sensitivity ² (2.83V 1W @ 1m)	91.2 91.2	dB	
Power Rating (AES2-1984)	90	W	
Voice Coil Size	30.5	mm	
Air Gap Winding Height	H _{ag} H _{vc}	4 10	mm
Net Weight	0.98	kg	

PARAMETERS ³

Eff. Piston Area	S _d	100	cm ²
DC Resistance	R _e	5.9	Ω
Minimum Impedance	Z _{min}	6.5	Ω
Inductance	L _e	0.278	mH
Resonance Frequency ⁴	F _s	120	Hz
Mechanical Q Factor	Q _{ms}	2.41	-
Electrical Q Factor	Q _{es}	0.76	-
Total Q Factor	Q _{ts}	0.58	-
Moving Mass	M _{ms}	6.99	g
Compliance	C _{ms}	240	μ m/N
Equivalent Volume	V _{as}	3.48	L
Motor Force Factor	Bl	6.44	Tm
Motor Efficiency	β	7.04	(Bl) ² / R _e
Linear Excursion ⁵	X _{max}	4.33	mm
Max Mechanical Excursion ⁶	X _{mech}	4.8	mm



Highcharts.com

Details on this spec sheet are for reference only and should not be used for setting production limits. Specifications and product cosmetics are subject to change without notice. Peerless is a registered trademark of Tymphany Enterprises. All measurements conducted in test lab at 25°C ±10°C, 50%RH ±10%. ¹ Specified by Engineering as linear working range of transducer. ² Measured at 2.83V at 1m and normalized to 1W with respect to nominal impedance. ³ Measured in Free Air without preconditioning, therefore subject to some deviation. ⁴ Impedance and F_s value measured under different conditions. ⁵ Equal/Overhung: (H_{vc} - H_{ag})/2 + H_{ag}/3. Underhung: (H_{ag} - H_{vc})/2 + H_{vc}/3. ⁶ Mechanically limited excursion (e.g. bottoming, spider crash).